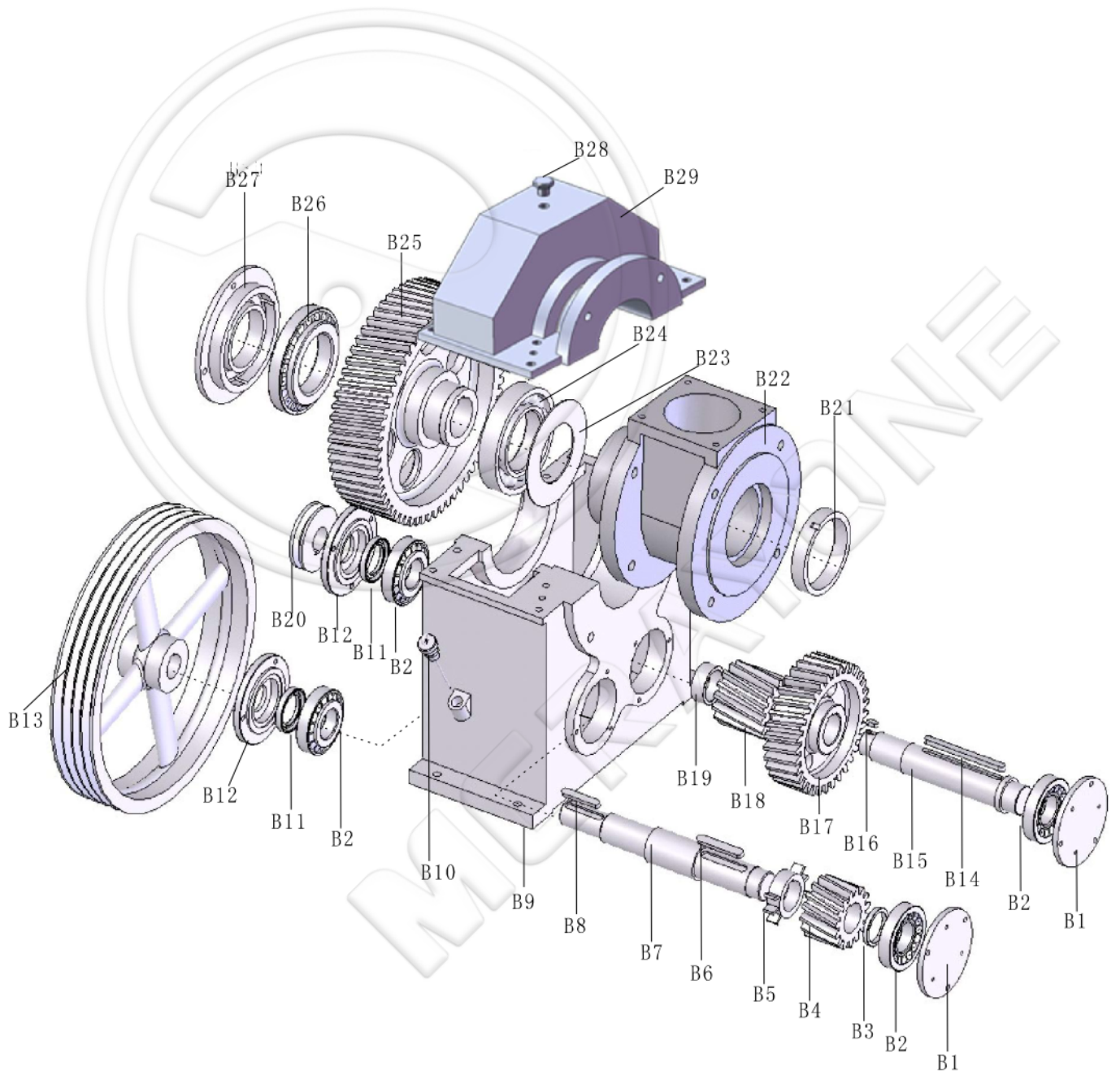


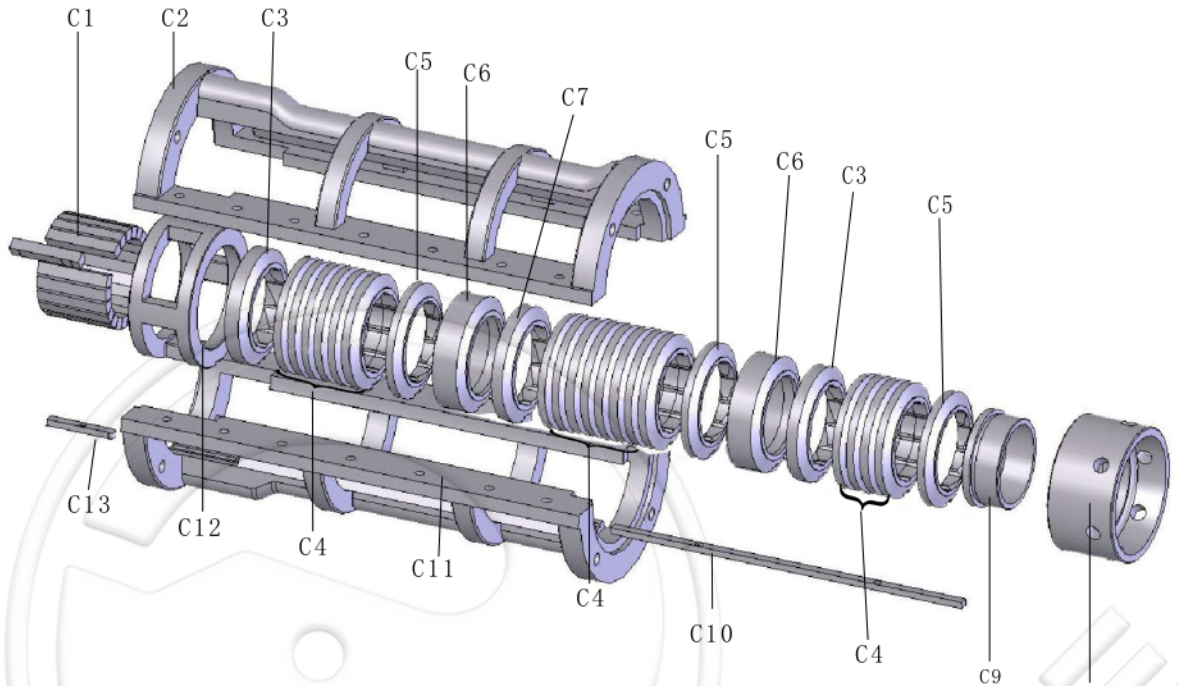
(2) 、 齿 轮 箱 部 件 图  
(ii)、Structure Diagram of Gearbox



标号 Item	零件名称 Description	零件件号 Part No.	每台 数量 Qty/set	标号 Item	零件名称 Description	零件件号 Part No.	每台 数量 Qty/set
B1	无孔压盖 Gland	ZX128-B-13	2	B18	15 牙长齿轮 Long gear 15 teeth	ZX128-B-16	1
B2	轴承 30309 Bearing 30309	/	4	B19	隔套 2 Spacing collar 2	ZX128-B-14	1
B3	隔套 1 Spacing collar 1	ZX128-B-07	1	B20	小三角带轮 small triangle belt wheel	ZX128-B-06	1
B4	15 牙短齿轮 Short gear (15 teeth)	ZX128-B-15	1	B21	衬套 Bush	ZX128-B-21	1
B5	甩油轮 Oilgear	ZX128-B-11	1	B22	进料座 Feeding base	ZX128-B-22	1
B6	键 14×90 key 14×90	/	1	B23	挡料圈 Striker ring	ZX128-B-23	1
B7	齿轮箱长轴 Gearbox major axis		1	B24	轴承 30219 Bearing 30219	/	2
B8	键 12×75 Key 12×75	/	1	B25	59 牙齿轮 Gear (59 teeth)	ZX128-B-04	1
B9	箱体 Gearbox body	ZX128-B-12	1	B26	轴承 30219 Bearing 30219	/	/
B10	油尺 Oil ruler		1	B27	大压盖 Big gland	ZX128-B-03	1
B11	油封 Oil seal	45*65*12	2	B28	加油螺塞 Gasoline plug screw	ZX128-B01	1
B12	有孔压盖 Gland with hole	ZX128-B-08	2	B29	箱盖 Gearbox cover	ZX128B-02	1
B13	大三角带轮 Big v-belt wheel	ZX128-B-05	1				
B14	键 14×160 Key 14×160	/	1				
B15	齿轮箱短轴 Gearbox minor axis	ZX128-B-18	1				
B16	键 12×20 Key 12×20	/	1				
B17	34 牙齿轮 Gear 34 teeth	ZX128-B-17	1				

(2)、榨笼部件图

(ii)、Structure Diagram of Pressing Cage and Pressing Rings



标号 Item	零件名称 Description	零件件号 Part No.	每台数量 Q'ty per set	标号 Item	零件名称 Description	零件件号 Part No.	每台数量 Q'ty per set
C1	条排 Pressing Bar	ZX128-C-13	20	C8	压紧螺丝 Pressing bolt	ZX128-C-09	1
C2	上榨笼 Top cage	ZX128-C-03	1	C9	出饼圈 Cake output ring	ZX128-C-11	1
C3	1#圆排 pressing ring NO.1	ZX128-C-04	2	C10	榨笼长平键 Pressing cage major key	ZX128-C-14	1
C4	2#圆排 Pressing ring NO.2	ZX128-C-06	18	C11	下榨笼 Bottom cage	ZX128-C-16	1
C5	3#圆排 Pressing ring NO.3	ZX128-C-07	3	C12	条排骨圈 Rails group ring	ZX128-C-02	1
C6	4#圆排 Pressing ring NO.4	ZX128-C-08	2	C13	榨笼短平键 Pressing cage minor key	ZX128-C-01	1
C7	5#圆排 Pressing ring NO.5	ZX128-C-05	1				

1、每付条排20根，另有条排刹铁1根；

2、每套圆排26只（号数相同的圆排装配时位置可互换）。其中1#圆排共2只，2#圆排共18只，3#圆排共3只，4#圆排共2只，5#圆排共1只；

1、Pressing Bar :20pcs per set (with 1pc of iron spacer block)

2、Pressing Ring:24pcs per set(Same No. of pressing Ring can be exchangeble using)

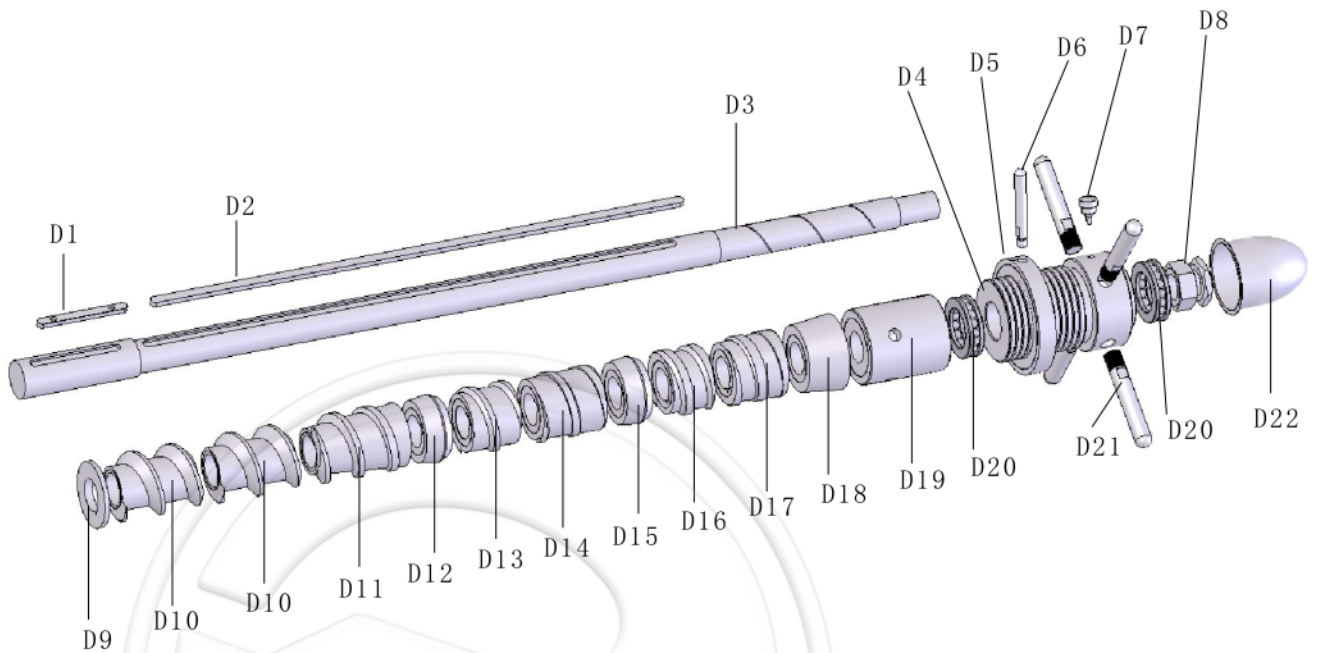
No.1 Pressing: 2pcs, No.2 Pressing:13pcs,

No.3 Pressing: 3pcs, No.4 Pressing: 2pcs,

No.5 Pressing: 1pcs

(4)、螺旋轴部件图

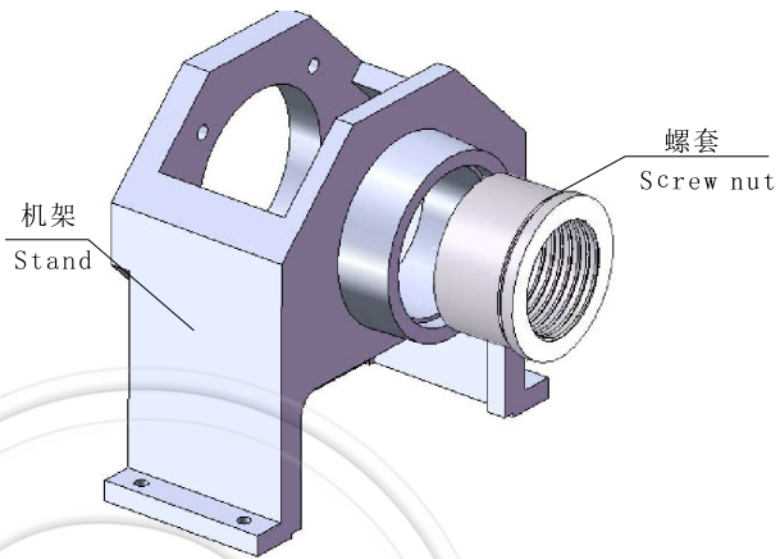
(iv)、Structure Diagram of Screw shaft



标号 Item	零件名称 Description	零件件号 Part No.	每台数量 Q'ty per set	标号 Item	零件名称 Description	零件件号 Part No.	每台数量 Q'ty per set
D1	短平键 Short flat key	ZX128-D-02	1	D12	4#榨螺 Worm No.4	ZX128-B-06	1
D2	长平键 Long flat key	ZX128-D-22	1	D13	5#榨螺 Worm No.5	ZX128-D-07	1
D3	螺旋轴 Screw shaft	ZX128-D-01	1	D14	6#榨螺 Worm N.6	ZX128-D-08	1
D4	调节螺丝 Adjusting bolt	ZX128-D-14	1	D15	7#榨螺 Worm No.7	ZX128-D-09	1
D5	紧定螺母 Tight nut	ZX128-D-20	1	D16	8#榨螺 Worm No.8	ZX128-D-10	1
D6	小手柄 Small handle	ZX128-D-15	1	D17	9#榨螺 Worm No.9	ZX128-D-11	1
D7	油杯 Oil cup	/	1	D18	出渣头 Cake guide ring	ZX128-D-12	1
D8	端螺母 End nut	ZX128-D-16	厚薄各1	D19	锁紧螺丝 Check nut	ZX128-D-13	1
D9	垫圈 Intermediate collar	ZX128-D-03	1	D20	轴承 51309 Bearing 51309	/	2
D10	1-2#榨螺 Worm No.1-2	ZX128-D-04	2	D21	大手柄 Big handle	ZX128-D-19	4
D11	3#榨螺 Worm No.3	ZX128-D-05	1	D22	防护罩 Safe cover	ZX128-D-18	1

(5)、机架部件图

(v) Structure Diagram of Machine stand

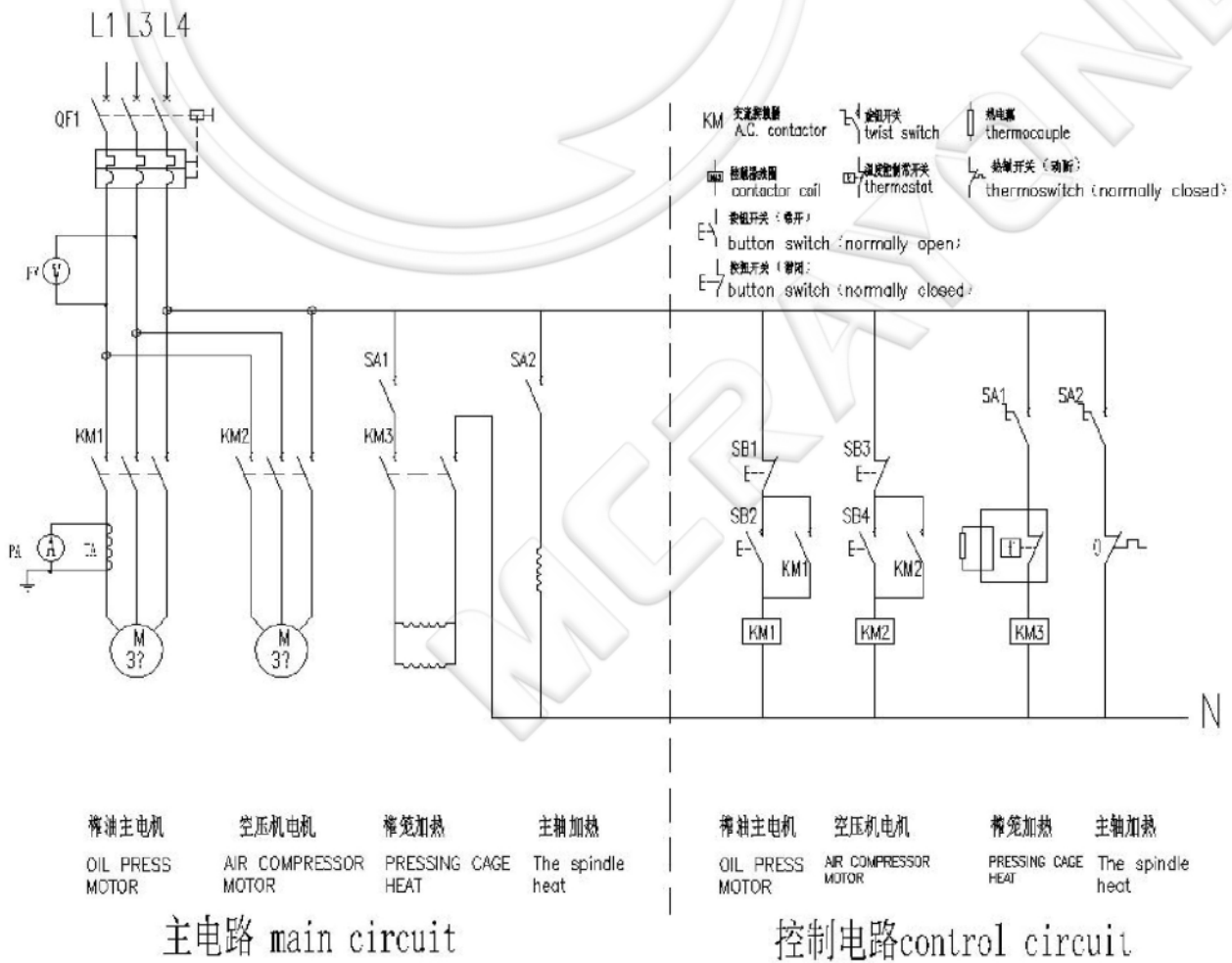


5、电器控制箱电路图

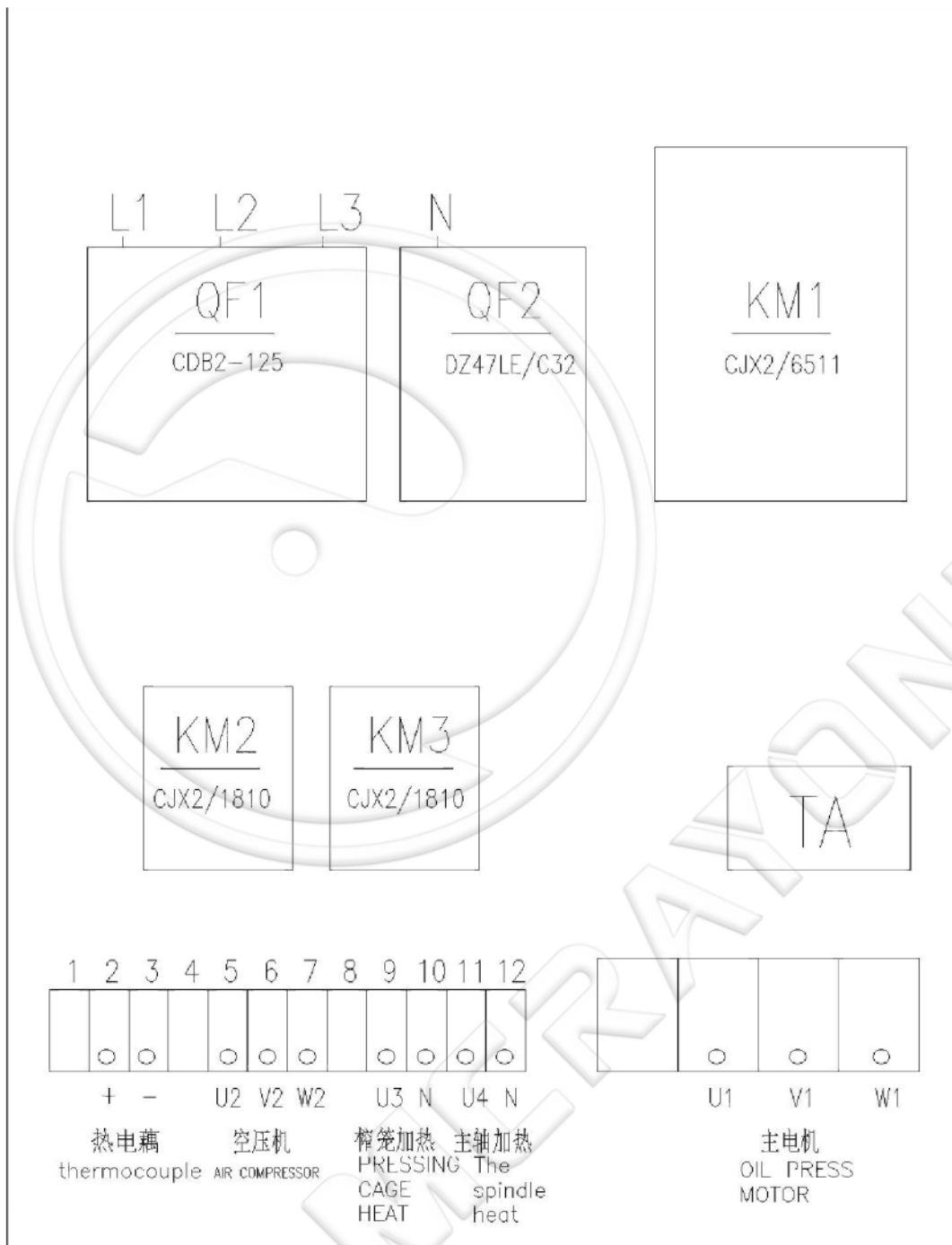
V. Electric control box circuit diagram

a. 电气原理图

a. Electrical diagram



b. 控制箱接线图  
b、Article control hookup



6、说明：由于科学技术的发展，产品可能进行改进，改进后不再另行通知。  
VI. Instruction: Owing to the development of science and technology, the machine will be improved. But manufacturer do not give notice to the users again.